


# **AB 939**

# **Annual Report**

# **2008**



**Presented by:**  
**Sonoma County Waste Management Agency**  
**2300 County Center Drive, Suite B-100**  
**Santa Rosa, CA 95403**  
**707-565-3579**

## Annual Report Summary: Sonoma County Waste Management Agency (2008)

This Annual Report Summary is an official record of your CIWMB Electronic Annual Report submission, except for your Venue/Event section information, which is contained in a separate report. You may reach that section from the Electronic Annual Report's left navigation bar.

Before submitting your report to the Board, please take the time to review everything on this page to confirm it is complete and correct. If you need to modify some information, close this window to return to the Electronic Annual Report to make your corrections. Then, preview the report again.

**Summary Generated On:** Monday, August 03, 2009 at 8:32

### Summary

**Jurisdiction:** Sonoma County Waste Management Agency

**Report Year Filed:** 2008

**Report Status:** Submitted

### Submitted Information

**Date Report Submitted:** Monday, August 03, 2009 at 8:32

**Report Submitted By:** Patrick Carter ([pcarter@sonoma-county.org](mailto:pcarter@sonoma-county.org))

### Jurisdiction Contact

**Jurisdiction Contact:** LISA STEINMAN

**Address:** 2300 COUNTY CENTER DR, SUITE B-100 SANTA ROSA, CA 95403

**Phone Number:** (707) 565-3632

**Fax Number:** (707) 565-3701

**Email Address:** [lsteinma@sonoma-county.org](mailto:lsteinma@sonoma-county.org)

**Update Contact Info:** <http://www.ciwmb.ca.gov/ola/ContactChg.htm>

### Disposal Rate Calculation

#### Definition of Terms

Show ▼

**Reporting-Year Disposal Amount (tons):** 399,333.38

#### Disposal Reduction Credits (Reported):

Disaster Waste (tons):	0.00
Medical Waste (tons):	0.00
Regional Diversion Facility Residual Waste (tons):	0.00
C&D Waste (tons):	0.00
Class II Waste (tons):	5503.34
Out-of-State Export (Diverted) (tons):	0.00
Other Disposal Amount (tons):	0.00

**Total Disposal Reduction Credit Amount (tons):** 5503

**Total Adjusted Reporting-Year Disposal Amount (tons):** 393,830.00

**Reporting-Year Transformation Waste (tons):** 13.22

REPORTING ENTITY	QUARTER	DESTINATION FACILITY	TRANSFORMATION TON
Stanislaus	1	Covanta Stanislaus, Inc.	11.50
Stanislaus	2	Covanta Stanislaus, Inc.	01.31
Stanislaus	3	Covanta Stanislaus, Inc.	00.26
Stanislaus	4	Covanta Stanislaus, Inc.	00.15

Page 1 of 1

[Export To Excel](#)

Count: 4

**Reporting-Year Population:** 482,297

**Reporting-Year Employment:** 190,738

**Reporting-Year Calculation Results (Per Capita)**

	Population		Employment	
	Target	Annual	Target	Annual
Disposal Rate without Transformation(pounds/person/day):		4.5		11.3
Transformation Rate (pounds/person/day):	1.4	0.0	3.7	0.0
<b>The Calculated Disposal Rate (pounds/person/day):</b>	<b>7.1</b>	<b>4.5</b>	<b>18.3</b>	<b>11.3</b>

**Calculation Factors**

If any boxes are checked, please complete, and sign the [Reporting Year Disposal Modification Certification Sheet](#) and mail, e-mail or FAX to the CIWMB within 7 business days of submitting your report. If you are only claiming report-year disposal deductions for waste transported to a board-certified Transformation facility, you do not need to fill out the certification request.

Although you will be able to submit your electronic Annual Report without completing this sheet, your Annual Report will not be deemed complete until this sheet is completed and received by CIWMB. Contact your [LAMD representative](#) for details.

- ☒ Alternative disposal tonnage  
☒ Deductions to DRS disposal tonnage

**Questions and Responses****Rural Petition for Reduction in Requirements****Rural Petition For Reduction**

1. **Question:** Was your jurisdiction granted a rural Petition for Reduction by the CIWMB?  
For more information regarding Rural Petition For Reduction, go to [Rural Solid Waste Diversion Home Page](#).
- Response**  
No.

**Newly Incorporated Cities****New City**

1. **Question:** Since the date of your last Annual Report, are there any newly incorporated cities within your county/regional agency?
- Response**  
No.

**Disposal Rate Accuracy****Disposal Rate Accuracy**

1. **Question:** Are there extenuating circumstances pertaining to your jurisdiction's disposal rate that the Board should consider, as authorized by the [Public Resources Code Section 41821\(c\)](#)? If you wish to attach additional information to your annual report, please send those items or electronic files to your LAMD representative; include a brief description of those files below. If so, please use the space below to tell the Board.
- Response**  
No.

### Planning Documents Assessment

#### Source Reduction and Recycling Element (SRRE)

1. **Question:** Does the SRRE need to be revised?

**Response**

No.

#### Household Hazardous Waste Element (HHWE)

2. **Question:** Does the HHWE need to be revised?

**Response**

Yes. The HHWE was revised to allow for multiple HHW collection facilities. The Supplemental Program EIR for the project is underway.

#### Non-Disposal Facility Element (NDFE)

3. **Question:** Describe below any changes in the use of [nondisposal facilities](#), both existing and planned (e.g., is the jurisdiction using a different facility within or outside of the jurisdiction, has a facility closed, is a new one being planned).

**Response**

No changes to NDFE made in 2008, however the NDFE will need to be amended if a composting operation is moved from the Central Disposal Site to another location. The North Bay Corporation 'Center for the Environment' would need to be included in the NDFE if the project is approved (expanded capability MRF).

#### Non-Disposal Facility Element (NDFE)

4. **Question:** Are there currently any nondisposal facilities that require a solid waste facility permit located (or planned to be sited) in your jurisdiction that are not identified in your NDFE?

**Response**

No.

### Summary Plan Assessment

#### Summary Plan

1. **Question:** Does the Summary Plan need to be revised?

**Response**

No.

### Siting Element Assessment

#### Total County or Agency Wide Disposal Capacity

1. **Question:** Based on the best available estimates of current and future disposal, how many years of disposal capacity does your county or regional agency have?

**Response**

8

#### Total County or Agency Wide Disposal Capacity

2. **Question:** If you do not currently have 15 years of disposal capacity, describe your strategy for obtaining 15 years of capacity.

**Response**

The Sonoma County Waste Management Agency is currently studying the environmental impact of three disposal options for Sonoma County MSW - truck haul to out of county landfills, rail haul to out of county landfills, and sale of the County-owned Central Landfill to a private operator and resulting resumption of landfill activities at the Central Landfill. The EIR is expected to be complete in 2009. The results of the EIR will help the County determine how to secure at least 15 years of disposal capacity.

#### Siting Element Adequacy

- 3. Question:** Does the Siting Element need to be revised? The Siting Element will need to be revised if you have less than 15 years disposal capacity and have not described a strategy for obtaining 15 years disposal capacity.

**Response**

Yes. The Siting Element revision is included in the aforementioned EIR.

#### Areas of Concern / Conditional Approvals

##### Areas of concern

- 1. Question:** Did the Board require your jurisdiction to address any areas of concern when determining the adequacy of your solid waste planning documents, or any of their elements?

**Response**

No.

##### Conditional approvals

- 2. Question:** Did the Board give conditional approval to any of your solid waste planning documents, or any of their elements?

**Response**

No.

#### Additional Information

##### Additional Information

- 1. Question:** Is there anything else you would like to tell the CIWMB about unique or innovative efforts by your jurisdiction to reduce waste generation and increase diversion, about your jurisdiction's public education efforts, or about specific obstacles to reaching your jurisdiction's diversion goal? If you wish to attach additional information to your annual report, please send those items or electronic files to your LAMD representative and include a brief description of those files below.

**Response**

No.

#### SRRE and HHWE Diversion Programs

##### 1010-SR-BCM (Backyard and On-Site Composting/Mulching)

Current Status: SO - Selected and Ongoing	Program Start Year: 1993	Existed before 1990: Yes
	Report Year Diversion Tons: 2367.00	Selected in SRRE: Yes
		Owned or Operated: Yes

##### Jurisdiction Notes

UCCE continues to provide home composting education services for the SCWMA.

**1030-SR-PMT (Procurement)**

Current Status: SO - Selected and Ongoing	Program Start Year: 1994 Report Year Diversion Tons: 0.00	Existed before 1990: No Selected in SRRE: Yes Owned or Operated: Yes
---	--	--

**Jurisdiction Notes**

The SCWMA renewed its Environmentally Preferable Purchasing policy on February 21, 2007. The SCWMA has developed a model EPP policy for its member jurisdictions to consider.

**1050-SR-GOV (Government Source Reduction Programs)**

Current Status: SO - Selected and Ongoing	Program Start Year: 1990 Report Year Diversion Tons: 0.00	Existed before 1990: Yes Selected in SRRE: Yes Owned or Operated: Yes
---	--	---

**Jurisdiction Notes****1060-SR-MTE (Material Exchange, Thrift Shops)**

Current Status: SO - Selected and Ongoing	Program Start Year: 1993 Report Year Diversion Tons: 0.00	Existed before 1990: Yes Selected in SRRE: Yes Owned or Operated: Yes
---	--	---

**Jurisdiction Notes**

The County of Sonoma has agreements with Garbage Reincarnation, Inc. to operate material reuse and recovery operations at the Central Disposal Site and the Healdsburg Transfer Station. There is a similar agreement with Sonoma Garbage Collectors for the Sonoma Transfer Station Reuse Center. Neither the SCWMA, nor its member jurisdictions, own or operate thrift stores.

**2000-RC-CRB (Residential Curbside)**

Current Status: SO - Selected and Ongoing	Program Start Year: 1992 Report Year Diversion Tons: 46330.05	Existed before 1990: Yes Selected in SRRE: Yes Owned or Operated: Yes
---	--	---

Selected Program Details: Multi-family residences | Single-family residences | Commingled (Single-stream) | Film Plastic | Glass | Metal | Miscellaneous paper (includes phone books, catalogs, magazines and other paper) | Newspaper | Office paper (white & colored ledger, computer paper, other office paper) | Plastic 1-2 | Plastic 3-7 | Uncoated corrugated cardboard and paper bags

**Jurisdiction Notes**

The haulers continue to expand the types of materials accepted for curbside recycling. Recent additions include plastic bags (bag of bags) and rigid plastics.

**2010-RC-DRP (Residential Drop-Off)**

Current Status: SO - Selected and Ongoing	Program Start Year: 1993 Report Year Diversion Tons: 12323.40	Existed before 1990: Yes Selected in SRRE: Yes Owned or Operated: No
---	--	--

**Jurisdiction Notes**

A number of drop-off facilities are available in the county that are operated by local haulers, non-profit organizations, and 20/20-type facilities. Drop-off of recyclables is provided at all 5 county solid waste disposal facilities. Material reuse programs are operated by County-funded contractors at the Central Disposal Site and the Sonoma and Healdsburg Transfer Stations.

**2020-RC-BYB (Residential Buy-Back)**

Current Status: SO - Selected and Ongoing	Program Start Year: 1990	Existed before 1990: Yes
	Report Year Diversion Tons: 0.00	Selected in SRRE: Yes
		Owned or Operated: No

**Jurisdiction Notes**

Drop-off and buy back locations continue to be listed in the Sonoma County Recycling Guide.

**2030-RC-OSP (Commercial On-Site Pickup)**

Current Status: SO - Selected and Ongoing	Program Start Year: 1990	Existed before 1990: Yes
	Report Year Diversion Tons: 48512.17	Selected in SRRE: Yes
		Owned or Operated: No

Selected Program Details: Commingled (Single-stream) | Film Plastic | Glass | Metal | Miscellaneous paper (includes phone books, catalogs, magazines and other paper) | Newspaper | Office paper (white & colored ledger, computer paper, other office paper) | Plastic 1-2 | Plastic 3-7 | Uncoated corrugated cardboard and paper bags

**Jurisdiction Notes**

Local refuse hauling and recycling companies offer this service.

**2050-RC-SCH (School Recycling Programs)**

Current Status: AO - Alternative and Ongoing	Program Start Year: 1994	Existed before 1990: No
	Report Year Diversion Tons: 0.00	Selected in SRRE: No
		Owned or Operated: No

**Jurisdiction Notes**

In addition to hauler outreach, SCWMA staff offers tours of the Central Disposal Site to interested classes. Waste reduction, reuse, composting, recycling, and proper disposal are discussed.

**2060-RC-GOV (Government Recycling Programs)**

Current Status: AO - Alternative and Ongoing	Program Start Year: 1989	Existed before 1990: No
	Report Year Diversion Tons: 18.66	Selected in SRRE: No
		Owned or Operated: Yes

**Jurisdiction Notes**

Government offices continue to participate in the single stream recycling programs. Bottles and cans collected through the Department of Conservation City/County Payment Program totaled 18.66 tons in 2008.

**2070-RC-SNL (Special Collection Seasonal (regular))**

Current Status: SO - Selected and Ongoing

Program Start Year: 1990

Report Year Diversion Tons: 0.00

Existed before 1990: Yes

Selected in SRRE: Yes

Owned or Operated: Yes

**Jurisdiction Notes**

Whole Christmas tree collection was offered in Healdsburg, Rohnert Park, Santa Rosa, and Windsor.

**2080-RC-SPE (Special Collection Events)**

Current Status: SO - Selected and Ongoing

Program Start Year: 1990

Report Year Diversion Tons: 0.00

Existed before 1990: Yes

Selected in SRRE: Yes

Owned or Operated: No

**Jurisdiction Notes**

The SCWMA is creating model policies to increase diversion for special events and venues.

**3000-CM-RCG (Residential Curbside Greenwaste Collection)**

Current Status: SO - Selected and Ongoing

Program Start Year: 1993

Report Year Diversion Tons: 0.00

Existed before 1990: No

Selected in SRRE: Yes

Owned or Operated: Yes

Selected Program Details: Multi-Family | Single-Family

**Jurisdiction Notes**

The curbside yard waste collection includes vegetative food waste.

**3010-CM-RSG (Residential Self-haul Greenwaste)**

Current Status: SO - Selected and Ongoing

Program Start Year: 1993

Report Year Diversion Tons: 0.00

Existed before 1990: No

Selected in SRRE: Yes

Owned or Operated: Yes

**Jurisdiction Notes**

Self haul of greenwaste continues. Tonnages are included in the overall compost facility diversion.

**3030-CM-CSG (Commercial Self-Haul Greenwaste)**

Current Status: SO - Selected and Ongoing

Program Start Year: 1990

Report Year Diversion Tons: 0.00

Existed before 1990: Yes

Selected in SRRE: Yes

Owned or Operated: Yes

**Jurisdiction Notes**

Self haul of greenwaste continues. Tonnages are included in the overall compost facility diversion.

**3040-CM-FWC (Food Waste Composting)**

Current Status: AO - Alternative and Ongoing

Program Start Year: 1997

Report Year Diversion Tons: 0.00

Existed before 1990: No

Selected in SRRE: No



Owned or Operated: Yes

**Jurisdiction Notes**

Vegetative food waste is accepted in the curbside yard debris collection bins. No fats, oils, bones, ash, or meat were allowed. In 2009, a pilot program will examine the effects of an all food waste (including meat and cheese) composting collection from the city of Sebastopol. The LEA is aware of and has approved the pilot project. A new collection route may be established in 2009 or 2010 to compost commercial food waste.

**3050-CM-SCH (School Composting Programs)**

Current Status: AO - Alternative and Ongoing	Program Start Year: 1998	Existed before 1990: No
	Report Year Diversion Tons: 0.00	Selected in SRRE: No
		Owned or Operated: Yes

**Jurisdiction Notes**

UCCE continues to provide school composting education services for the SCWMA. The SCWMA offered a grant opportunity for school composting and two projects were funded. The results of this grant are to be presented later in 2009.

**3060-CM-GOV (Government Composting Programs)**

Current Status: SO - Selected and Ongoing	Program Start Year: 1993	Existed before 1990: Yes
	Report Year Diversion Tons: 0.00	Selected in SRRE: Yes
		Owned or Operated: Yes

**Jurisdiction Notes**

Tonnages composted are detailed in program 7030-FR-CMF.

**4010-SP-SLG (Sludge (sewage/industrial))**

Current Status: AO - Alternative and Ongoing	Program Start Year: 1996	Existed before 1990: No
	Report Year Diversion Tons: 0.00	Selected in SRRE: No
		Owned or Operated: No

**Jurisdiction Notes**

Composting continues at the City of Santa Rosa's Laguna Wastewater Treatment Plant.

**4020-SP-TRS (Tires)**

Current Status: SO - Selected and Ongoing	Program Start Year: 1993	Existed before 1990: No
	Report Year Diversion Tons: 1083.15	Selected in SRRE: Yes
		Owned or Operated: Yes

**Jurisdiction Notes**

Diversion reported is from public solid waste facilities (87.81 tons) and the recycle tonnage reported by Azusa Land Reclamation facility (995.34 tons) on its quarterly disposal reports.

**4030-SP-WHG (White Goods)**

Current Status: SO - Selected and Ongoing

Program Start Year: 1990

Existed before 1990: Yes

Report Year Diversion Tons: 0.00

Selected in SRRE: Yes

Owned or Operated: Yes

**Jurisdiction Notes**

White goods tonnages are included in the scrap metal tonnages. Appliances are banned from landfill disposal.

**4040-SP-SCM (Scrap Metal)**

Current Status: SO - Selected and Ongoing

Program Start Year: 1990

Existed before 1990: Yes

Report Year Diversion Tons:  
6046.24

Selected in SRRE: Yes

Owned or Operated: Yes

**Jurisdiction Notes**

Self-haul to all county sites: 2933.27 tons. Recovered from the tipping floor at all sites: 3,112.97 tons. A local company continues to operate a small baler at the Central Landfill to process scrap metal collected at the facility and by the drop-off center. Scrap metal is banned from the landfill.

**4050-SP-WDW (Wood Waste)**

Current Status: SO - Selected and Ongoing

Program Start Year: 1990

Existed before 1990: Yes

Report Year Diversion Tons:  
6873.15

Selected in SRRE: Yes

Owned or Operated: Yes

**Jurisdiction Notes**

Wood waste (6,873.15 tons) was delivered to the Central Disposal Site Composting Facility. From there, wood waste is trucked to biomass plants, chipped into mulches, or cut and sold as firewood. Clean, unpainted dimensional lumber is resold at the site.

**4060-SP-CAR (Concrete/Asphalt/Rubble)**

Current Status: SO - Selected and Ongoing

Program Start Year: 1990

Existed before 1990: Yes

Report Year Diversion Tons:  
2314.31

Selected in SRRE: Yes

Owned or Operated: No

Selected Program Details: Concrete/cement | Rock, soils and fines

**Jurisdiction Notes**

2314.31 tons of dirt and concrete were collected and diverted from the tip floor at the Central Disposal site for storage and onsite reuse. More of this material is handled by the private sector.

**4090-SP-RND (Rendering)**

Current Status: SO - Selected and Ongoing

Program Start Year: 1990

Existed before 1990: Yes

Report Year Diversion Tons: 0.00

Selected in SRRE: Yes

Owned or Operated: No

**Jurisdiction Notes**

This material is currently handled by the private sector.

**5000-ED-ELC (Electronic (radio ,TV, web, hotlines))**

Current Status: SO - Selected and Ongoing	Program Start Year: 1992	Existed before 1990: No
	Report Year Diversion Tons: 0.00	Selected in SRRE: Yes
		Owned or Operated: Yes

**Jurisdiction Notes**

Educational programs continue to be a major component of the SCWMA's diversion programs. Educational outreach continues at [www.recyclenow.org](http://www.recyclenow.org), [www.sonomax.org](http://www.sonomax.org), at the Eco-Desk hotline, and on the radio. Both the Eco-Desk and radio outreach have strong Spanish outreach components.

**5010-ED-PRN (Print (brochures, flyers, guides, news articles))**

Current Status: SO - Selected and Ongoing	Program Start Year: 1993	Existed before 1990: Yes
	Report Year Diversion Tons: 0.00	Selected in SRRE: Yes
		Owned or Operated: Yes

**Jurisdiction Notes**

Education continues to be a significant portion of the work performed by the SCWMA both as stand-alone programs (Eco-Desk hotline, website, Recycling Guide, etc.) and as components of diversion programs (vegetative food waste composting, green business program, etc.). New programs are often advertised and promoted in conjunction with utility bill inserts.

**5020-ED-OUT (Outreach (tech assistance, presentations, awards, fairs, field trips))**

Current Status: SO - Selected and Ongoing	Program Start Year: 1994	Existed before 1990: No
	Report Year Diversion Tons: 0.00	Selected in SRRE: Yes
		Owned or Operated: Yes

**Jurisdiction Notes**

The SCWMA regularly participates in local fairs and business outreach events. Staff provides tours at the Central Disposal Site, and participates in the Sonoma Green Business Program.

**5030-ED-SCH (Schools (education and curriculum))**

Current Status: SO - Selected and Ongoing	Program Start Year: 1997	Existed before 1990: No
	Report Year Diversion Tons: 0.00	Selected in SRRE: Yes
		Owned or Operated: Yes

**Jurisdiction Notes**

Local haulers provide individualized service to those local schools in their franchise areas. The SCWMA offered a one-time grant to promote recycling and composting in schools in FY 08-09. The recipients will present their results in 2009.

**6000-PI-PLB (Product and Landfill Bans)**

Current Status: SO - Selected and Ongoing	Program Start Year: 1993	Existed before 1990: No
	Report Year Diversion Tons: 0.00	Selected in SRRE: Yes
		Owned or Operated: Yes

**Jurisdiction Notes**

Current landfill bans include mercury containing products (e.g. fluorescent lamps and thermostats), medical sharps, tires, white goods, yard debris, recyclable wood waste, cardboard and scrap metal.

**6010-PI-EIN (Economic Incentives)**

Current Status: SO - Selected and Ongoing	Program Start Year: 1993	Existed before 1990: No
	Report Year Diversion Tons: 0.00	Selected in SRRE: Yes
		Owned or Operated: Yes

Selected Program Details: Differential tipping fee | Variable can rate/Quantity based user fee

**Jurisdiction Notes****6020-PI-ORD (Ordinances)**

Current Status: SO - Selected and Ongoing	Program Start Year: 1993	Existed before 1990: No
	Report Year Diversion Tons: 0.00	Selected in SRRE: Yes
		Owned or Operated: Yes

**Jurisdiction Notes****7000-FR-MRF (MRF)**

Current Status: SO - Selected and Ongoing	Program Start Year: 1993	Existed before 1990: No
	Report Year Diversion Tons: 0.00	Selected in SRRE: Yes
		Owned or Operated: No

**Jurisdiction Notes**

Four MRFs exist in Sonoma County: Two MRFs are owned by the North Bay Corp. in Santa Rosa, one is owned by Global Materials Recovery Services in Santa Rosa, and one is owned by M & M Services in Windsor.

**7010-FR-LAN (Landfill)**

Current Status: SO - Selected and Ongoing	Program Start Year: 1990	Existed before 1990: Yes
	Report Year Diversion Tons: 0.00	Selected in SRRE: Yes
		Owned or Operated: Yes

**Jurisdiction Notes****7020-FR-TST (Transfer Station)**

Current Status: SO - Selected and Ongoing	Program Start Year: 1990	Existed before 1990: Yes
	Report Year Diversion Tons: 12323.40	Selected in SRRE: Yes
		Owned or Operated: Yes

**Jurisdiction Notes**

12,323.40 tons of recyclable materials were received at the five Sonoma County transfer stations.

**7030-FR-CMF (Composting Facility)**

Current Status: SO - Selected and Ongoing	Program Start Year: 1993 Report Year Diversion Tons: 99298.79	Existed before 1990: No Selected in SRRE: Yes Owned or Operated: Yes
---	--	--

**Jurisdiction Notes**

The SCWMA's composting facility, 550 Meham Road, Petaluma, composted 99,298.79 tons of yard and wood waste from all sectors in 2008. The amount of yard debris composted continues to increase. The facility is currently located at the Central Disposal Site, though efforts are underway to relocate the operation to an off-site, permanent location.

**8010-TR-BIO (Biomass)**

Current Status: AO - Alternative and Ongoing	Program Start Year: 1992 Report Year Diversion Tons: 0.00	Existed before 1990: No Selected in SRRE: No Owned or Operated: Yes
--	--	---

**Jurisdiction Notes**

Wood waste continues to be sent from Sonoma Compost to biomass facilities for electrical production. The CIWMB no longer gives additional credit for this use.

**8020-TR-TRS (Tires)**

Current Status: SO - Selected and Ongoing	Program Start Year: 1990 Report Year Diversion Tons: 1083.15	Existed before 1990: Yes Selected in SRRE: Yes Owned or Operated: Yes
---	---	---

**Jurisdiction Notes**

Diversion reported is from public solid waste facilities (87.81 tons) and the recycle tonnage reported by Azusa Land Reclamation facility (995.34 tons) on its quarterly disposal reports.

**9000-HH-PMF (Permanent Facility)**

Current Status: SO - Selected and Ongoing	Program Start Year: 1990 Report Year Diversion Tons: 595.93	Existed before 1990: Yes Selected in SRRE: Yes Owned or Operated: Yes
---	--	---

**Jurisdiction Notes**

There were no significant changes to the HHW facility this program year, although participation increased to 18,373 households in 2008.

**9010-HH-MPC (Mobile or Periodic Collection)**

Current Status: SO - Selected and Ongoing	Program Start Year: 1995 Report Year Diversion Tons: 69.92	Existed before 1990: No Selected in SRRE: Yes
---	---	--

Owned or Operated: Yes

**Jurisdiction Notes**

1,817 residents participated in the Community Toxics Collections and 89 residents participated in the Toxics Rover (door-to-door HHW collection).

**9020-HH-CSC (Curbside Collection)**

Current Status: SO - Selected and Ongoing	Program Start Year: 1996	Existed before 1990: No
	Report Year Diversion Tons: 23.75	Selected in SRRE: Yes
		Owned or Operated: Yes

**Jurisdiction Notes**

Curbside oil collection (11.41 tons) had 2,075 participants in 2008. The door-to-door HHW collection service (Toxic Rover) had 89 participants and diverted 12.34 tons.

**9030-HH-WSE (Waste Exchange)**

Current Status: SO - Selected and Ongoing	Program Start Year: 1995	Existed before 1990: No
	Report Year Diversion Tons: 0.00	Selected in SRRE: Yes
		Owned or Operated: Yes

**Jurisdiction Notes**

A reuse program redistributes usable items that are picked up from mobile collections or dropped off at the permanent facility. Latex paint exchanges continue to operate at the Central Disposal Site.

**9040-HH-EDP (Education Programs)**

Current Status: SO - Selected and Ongoing	Program Start Year: 1990	Existed before 1990: Yes
	Report Year Diversion Tons: 0.00	Selected in SRRE: Yes
		Owned or Operated: Yes

**Jurisdiction Notes**

Education continues to be a significant portion of the HHW program. The program is promoted in the Recycling Guide, on the website, [www.recyclenow.org](http://www.recyclenow.org), and at special events.

**9045-HH-EWA (Electronic Waste)**

Current Status: AO - Alternative and Ongoing	Program Start Year: 2002	Existed before 1990: No
	Report Year Diversion Tons: 223.20	Selected in SRRE: No
		Owned or Operated: Yes

**Jurisdiction Notes**

The County of Sonoma collects CRTs at all solid waste disposal sites at no charge. CRT diversion numbers are for County solid waste facilities only. The SCWMA is an authorized collector under the CIWMB payment system, with ECS Refining as the authorized recycler. Additionally, the SCWMA has partnered with another authorized recycler, ASL, to collect electronic wastes at mobile events throughout the county on a monthly basis.

# **Reporting Year Tonnage Modification Request and Certification**

**AB 939 Annual Report 2008**

**Reporting Year Disposal Tonnage Modification Request and Certification**  
(04-09)

To request a change to your jurisdiction's reporting year disposal amount, please complete this form and return your supporting documentation using one of the methods listed below. Please note that upon review of your request, Local Assistance and Market Development (LAMD) staff may ask for additional information if the information provided in the form is not clear. LAMD staff will review your request as part of the Annual Report Review process; therefore, it is recommended that your documents be submitted at the time you submit your Annual Report to the California Integrated Waste Management Board (Board).

The Annual Report is the primary information used for each jurisdiction's Board Review. The Board Review is an evaluation of a jurisdiction's progress in implementing the selected programs identified in their Source Reduction and Recycling Element (SRRE) and Household Hazardous Waste Element (HHWE). The per capita disposal rates are not determinative of jurisdiction compliance. CIWMB will use per capita disposal as an indicator in evaluating program implementation and local jurisdiction performance. The Board's evaluation will be focused on how jurisdictions are implementing their programs. Therefore, the Annual Report information is extremely important in determining each jurisdiction's overall compliance.

If you have any questions about the certification process, or how to fill out this form, please call your LAMD representative at (916) 341-6199.

**To submit your documentation:**

- Upload your documents from within the LoGIC application at <https://secure.ciwmb.ca.gov/LoGIC/> from the Calculation Factors section prior to submitting your Annual Report.
- **Or**, e-mail or fax your documents to your LAMD representative found at <http://www.ciwmb.ca.gov/OLA/Contacts.asp>.
- **Or**, mail completed documents to:

**California Integrated Waste Management Board**  
**Local Assistance and Market Development Division (MS 9-A)**  
**1001 I Street**  
**P.O. Box 4025 (mailing address)**  
**Sacramento, CA 95812-4025**

**General Instructions:**

Please complete both Section I and Section II, and then all other applicable subsections.



**Section I: Jurisdiction Information and Certification**

I certify under penalty of perjury that the information in this document is true and correct to the best of my knowledge, and that I am authorized to make this certification on behalf of:

Jurisdiction Name:

County:

Person Completing This Form (please print or type):

Title:

Mailing Address:

Phone:

e-mail Address:

*If requesting more than one type of reporting year disposal tonnage modification, please complete a separate subsection "A7" for each type of modification and attach as A7-1, A7-2, etc., and complete all applicable subsections for **each** reporting year inaccuracy selected in A5.*

A1. Reporting Year to be Corrected:	A2. Current Disposal Tonnage as Reported To The Board:	A3. Increased or Decreased Tons Requested:	A4. Proposed Total Reporting Year Disposal Tons Requested:
-------------------------------------	--	--	--

Other reporting year disposal tonnage inaccuracy not specifically outlined in statute, or "Agenda Item 32." Please explain in detail below, including your proposed tonnage modification method. *Answer question A7.*

- A6. a. **(Answer only if you are claiming a misallocation or miscalculation.)** Please explain the basis for the misallocation or miscalculation claim, i.e., why is the disposal tonnage reported through the Board's Disposal Reporting System (DRS) not correct? *Attach documentation that demonstrates the misallocation or miscalculation.*
- b. Please indicate below:
- Correct jurisdiction of origin:
- Landfill operator:
- Reporting county:
- c. How has the misallocation or miscalculation problem been resolved so that the error does not reoccur?
- d. Parties affected by this misallocation or miscalculation claim (e.g., jurisdiction[s]), hauler[s], county[s] or landfill operator[s]) should be notified in writing regarding the problem and your pending claim to the Board. **Attach a copy of the notification letter(s) sent.** The notification letter should identify the problem claimed in subsection A5, as well as the tonnage amount claimed. This should give the basis for determining the correct jurisdiction of origin or disposal calculation (including any substantiating documentation), and a proposal for correcting/addressing the problem.

A7. In the table below, list the data records that support your claim and are available for Board review. For example, weight tickets from a transfer station or a signed letter on official letterhead indicating where the waste tonnage originated (i.e. jurisdiction of origin). Be sure to submit documentation.

Source of Disposal Data	Tons	Type of Record	Location of Data

- A8. a. **(Answer only if you are claiming a modification because of non-hazardous designated waste tonnage or disposal mandated by federal or state agency policy or contract.)** Please identify the material type and tonnage being claimed, and explain why the landfill is prohibited from diverting the material. *(Attach documentation showing tonnage claimed by material type).*
- b. Describe your efforts to divert the non-hazardous designated waste material prior to this tonnage modification request.

- A9. a. **(Answer only if you are claiming waste disposal from a declared disaster or public emergency.)**  
Describe the disaster or emergency claimed below (e.g., fire, flood; month/year of disaster; who declared the disaster or emergency). *(Also attach a copy of official public notice of the disaster or emergency.)*
- b. Describe the diversion programs implemented to maximize diversion of disaster-related solid waste.
- A10. **(Answer only if you are claiming out-of-state waste that was reported in the Disposal Reporting System that was later diverted.)** Describe the diversion program; e.g., responsible agency for the diversion, diversion program, reporting information provided to substantiate the tonnage claimed.

**Section III: Facility Information (Answer only if you are claiming residual waste from a regional diversion facility or treated waste from a regional medical waste treatment facility.)**

1. Facility name: 2. Facility location:
3. Total tons of residual waste disposed (for diversion facility): tons  
Total tons of waste disposed (for medical waste treatment facility): tons
4. List the material types processed by the facility.
5. **(Answer only if claiming a deduction for treated medical waste).** List the jurisdictions contributing the non-treated medical waste processed by the facility.

**Section IV: Regional Diversion Facility Qualification: (Answer only if you are claiming residual waste from a regional diversion facility.)**

1. Does the facility accept material from within the jurisdiction?  
Yes *If yes, go to question 2.*  
No *If no, your claim does not qualify for a deduction.*
2. Does the facility have a Solid Waste Facility Permit?  
Yes *If yes, your claim does not qualify for a deduction.*  
No *If no, go to question 3.*
3. List the jurisdictions that send waste to the regional diversion facility.
4. Explain how the material received by the facility was source-separated for the purpose of being processed prior to its arrival at the facility.
5. How much residual waste is generated by the facility?                      % (of material received)                      tons
6. Is all residual waste a result of the recycling that takes place at the facility? Please explain. Note: Waste generated by the facility that is not a result of the processing of the recycled material handled by the facility may not be included in the residual claimed for deduction (e.g., waste from offices, lunch room, etc.).
7. Describe how the facility contributes to the regional effort to divert solid waste from disposal.
8. List and explain the factors that prevent the facility or jurisdiction from allocating the residual waste back to contributing jurisdictions.

**Section V: Required Annual Report Information (To be answered only if claiming a reporting year deduction for residual waste from a regional diversion facility or a regional medical waste treatment facility that was approved in the previous year's annual report.)**

1. What is the total amount of residual solid waste produced at the facility? \_\_\_\_\_ % (of total material handled)  
tons
2. List the individual waste types and amounts of residual solid waste that cannot feasibly be diverted by the facility.
3. List all of the factors that continue to prevent the residual waste from feasibly being diverted.
4. Identify and describe any changes to the facility or residual waste since this deduction was first granted or since the last annual report.
5. Identify and describe any additional efforts undertaken or planned to divert some or all of the residual waste generated by the facility.

**Section VI: Construction and Demolition (C&D) Tonnage. (To be completed only if claiming a reporting year deduction for disposal tonnage generated by a C&D project outside of the jurisdiction's control.)**

**1. Project Description.**

- a. Identify the project's controlling or lead agency (e.g., CalTrans, Bart).
- b. Identify the jurisdiction(s) in which the project is occurring.
- c. What is the project's start date: \_\_\_\_\_ Projected end date: \_\_\_\_\_
- d. Describe the project for which this claim is being made.
- e. Explain why this project is outside your jurisdiction's control (e.g., while your jurisdiction has a C&D recycling ordinance tied to building permits, the project's permit was not required to go through the local permitting process).

**2. Disposal Information.**

- a. Year for which this deduction is being claimed: \_\_\_\_\_
- b. What is the disposal deduction tonnage being claimed? \_\_\_\_\_ tons
- c. Attach appropriate documentation showing tonnage claimed is from this project and generated within this jurisdiction (e.g., landfilled weight tickets).

**3. Efforts to Divert the C&D Waste.**

- a. Describe your efforts to divert the C&D waste from this project, including the barriers encountered, if any: attach supporting documentation. The description may also be provided in a letter attached to this sheet.
- b. Were the efforts to divert the C&D waste successful? Please explain.

# **Misallocated Waste**

**AB 939 Annual Report 2008**





# West Sonoma County Disposal, Inc.

PO Box 1916  
Santa Rosa, CA 95402-1916  
p 707-586-5547  
f 707-586-5543

7/31/2009

**Patrick Carter**  
**Sonoma County Waste Management Agency**  
**2300 County Center Drive, Suite B100**  
**Santa Rosa, CA 95403**

Re: Solid Waste Generation – Dry Creek Rancheria/River Rock Casino And Stewart's Point Rancheria


I have reviewed our account data regarding solid waste services we provided to Dry Creek Rancheria/River Rock Casino and Stewart's Point Rancheria in 2008.

Attached is the spreadsheet which logs all of the activity for River Rock during the 2008 year. All solid waste collected was delivered to Sonoma County solid waste disposal facilities.

Stewart's Point Rancheria refuse disposal	-	41.44*
River Rock Casino refuse disposal	-	921.75**

If you have any questions or concerns, please feel free to contact me using the information below.

Sincerely,

  
Casey Williams  
Recycling Outreach Manager

Direct: 707-586-5542  
Email: [kcw@callatg.com](mailto:kcw@callatg.com)  
Fax: 707-586-1930

\*Based on 312 total yards from bin service @ .12 tons per yard (average) added to box tonnage per weight tags.

\*\*Based on 2,178 total yards from bin service @ .12 tons per yard (average) added to box tonnage per weight tags.


RIVER ROCK 2008 DISPOSAL TONNAGE														
QTR	# of Compact or Pulls	Weight		# of 15YD Pulls	Total Weight		# of 20YD Pulls	Total Weight		# of 30YD Pulls	Total Weight		FRONT LOADER SERVICE	Total Weight *
JAN-FEB-MAR	24	151.94					3	6.3		3	13.15		2-3YD, 7XWK	
APR-MAY-JUN	24	154.8					1	1.83					2-3YD, 7XWK	
JUL-AUG-SEP	26	167.68											2-3YD, 7XWK	
OCT-NOV-DEC	24	164.69											2-3YD, 7XWK	261.36

Total 921.75 tons

Includes 0.12 tons per yard added to box tonnage per weight tag for 2,178 yards for bin service.

August 3, 2009

Dry Creek Rancheria/River Rock Casino  
P.O. Box 908  
Healdsburg, CA 95448



Re: Solid Waste Generated and Disposed in Sonoma County Solid Waste Facilities

To Whom It May Concern:

As the regional agency responsible for reporting solid waste issues to the California Integrated Waste Management Board, the Sonoma County Waste Management Agency ("Agency") is required by State law and regulations to notify you that there has been a misallocation of solid waste generated by your residents and the River Rock Casino. According to Title 14, California Code of Regulations, Section 18801(a)(8) solid waste generated from your residents and facilities should not be allocated to any jurisdiction and should be reported as being imported from outside the State of California. Reporting your solid waste as "out-of-state" waste ensures a jurisdiction's ability to achieve and maintain its diversion rates and its ability to meet the solid waste mandates set forth in the California Integrated Waste Management Act.

The Agency worked with your contracted trash hauler to determine the amount of solid waste generated by residents, the River Rock Casino operations. The enclosed letter from North Bay Corporation shows that a total of 921.75 tons of solid waste were disposed by your residents and facilities during 2008. This solid waste was delivered by North Bay Corporation directly to the Healdsburg Transfer Station for transfer out of the county.

It is the Agency's intent to include the 921.75 tons in its 2008 "Reporting Year Disposal Tonnage Modification Request and Certification" to the California Integrated Waste Management Board to request that this tonnage be deducted from the total disposal tonnage for the Agency which represents the nine incorporated cities and the unincorporated areas in Sonoma County.

If you have any questions about the process that the Agency is undertaking, please contact me at 707-565-3687. If you have any questions about Indian County waste and the disposal reporting system, please contact Krysty Emery at (916) 324-3509.

Sincerely,  
MOLLIE MANGERICH, EXECUTIVE DIRECTOR  
SONOMA COUNTY WASTE MANAGEMENT AGENCY

Patrick Carter, Waste Management Specialist

Casey Williams, North Bay Corporation, without enclosures


enclosure

# STEWART'S POINT RANCHERIA 2008 DISPOSAL TONNAGE

QTR	FRONT LOADER SERVICE	# of 20YD Pulls	Total Weight
JAN-FEB-MAR	2-6YD EOW		37.44
APR-MAY-JUN		0	
JUL-AUG-SEP		10	22.76
OCT-NOV-DEC		4	8.52
		Total	68.72

August 3, 2009

Stewarts Point Rancheria  
3535 Industrial Drive, Suite B-2  
Santa Rosa, CA 95403



Re: Solid Waste Generated and Disposed in Sonoma County Solid Waste Facilities

To Whom It May Concern:

As the regional agency responsible for reporting solid waste issues to the California Integrated Waste Management Board, the Sonoma County Waste Management Agency ("Agency") is required by State law and regulations to notify you that there has been a misallocation of solid waste generated by your residents. According to Title 14, California Code of Regulations, Section 18801(a)(8) solid waste generated from your residents and facilities should not be allocated to any jurisdiction and should be reported as being imported from outside the State of California. Reporting your solid waste as "out-of-state" waste ensures a jurisdiction's ability to achieve and maintain its diversion rates and its ability to meet the solid waste mandates set forth in the California Integrated Waste Management Act.

The Agency worked with your contracted trash hauler to determine the amount of solid waste generated by residents. The enclosed letter from North Bay Corporation shows that a total of 41.44 tons of solid waste were disposed by your residents and facilities during 2008.

It is the Agency's intent to include the 41.44 tons in its 2008 "Reporting Year Disposal Tonnage Modification Request and Certification" to the California Integrated Waste Management Board to request that this tonnage be deducted from the total disposal tonnage for the Agency which represents the nine incorporated cities and the unincorporated areas in Sonoma County.

If you have any questions about the process that the Agency is undertaking, please contact me at 707-565-3687. If you have any questions about Indian County waste and the disposal reporting system, please contact Krysty Emery at (916) 324-3509.

Sincerely,  
MOLLIE MANGERICH, EXECUTIVE DIRECTOR  
SONOMA COUNTY WASTE MANAGEMENT AGENCY

Patrick Carter, Waste Management Specialist

Casey Williams, North Bay Corporation, without enclosures

enclosure

**Non-hazardous Designated Waste  
Tonnage or Disposal Mandated by  
Federal, Control Agency, or State  
Agency Policy, Order, or Contract  
Modification**

**AB 939 Annual Report 2008**

## Keller Canyon Special Waste Loads By Jurisdiction of Origin

Year: 2008 Quarter: 1

Jurisdiction of Origin		Waste Code	Waste Type	Tons Landfilled	ADC Type	Tons of ADC Used
Month	Company					
<u>SONOMA County</u>						
SANTA ROSA						
	BIGHAM TAYLOR ROOFING	CCA	CONSTRUCTION & DEMOLITION	10.65	0	0.00
	DENBESTE TRUCKING	BVG	CONTAMINATED SOIL	6.91	0	0.00
	EBA ENGINEERING - EXEMPT ACCT	BVG	CONTAMINATED SOIL	245.41	0	0.00
	SANTA ROSA RECYCLING & COLLECTION, INC	BVS	SW-TIMBER/TREATED/OL	44.87	0	0.00
Monthly Total:				307.84		0.00
SANTA ROSA Total:				307.84		0.00

21-Jul-09

## Keller Canyon Special Waste Loads By Jurisdiction of Origin

Year: 2008 Quarter: 2

Jurisdiction of Origin		Waste Code	Waste Type	Tons Landfilled	ADC Type	Tons of ADC Used
Month	Company					
<u>SONOMA County</u>						
HEALDSBURG						
5	JOHN GILTNER IGLEHEART PROPERTY	BVG	CONTAMINATED SOIL	115.89	0	0.00
Monthly Total:				115.89		0.00
6	APEX ENVIROTECH, INC.	BVG	CONTAMINATED SOIL	1,383.89	0	0.00
	JOHN GILTNER IGLEHEART PROPERTY	BVG	CONTAMINATED SOIL	33.57	0	0.00
Monthly Total:				1,417.46		0.00
HEALDSBURG Total:				1,533.35		0.00

21-Jul-09



## Keller Canyon Special Waste Loads By Jurisdiction of Origin

Year: 2008 Quarter: 2

Jurisdiction of Origin		Waste Code	Waste Type	Tons Landfilled	ADC Type	Tons of ADC Used
Month	Company					
<u>SONOMA County</u>						
PETALUMA						
4	INTRISTIC TRANSPORTATION INC	BVG	CONTAMINATED SOIL	564.61	0	0.00
Monthly Total:				564.61		0.00
5	INTRISTIC TRANSPORTATION INC	BVG	CONTAMINATED SOIL	682.62	0	0.00
Monthly Total:				682.62		0.00
6	INTRISTIC TRANSPORTATION INC	BVG	CONTAMINATED SOIL	1,175.45	0	0.00
Monthly Total:				1,175.45		0.00
PETALUMA Total:				2,422.68		0.00

21-Jul-09

## Keller Canyon Special Waste Loads By Jurisdiction of Origin

Year: 2008 Quarter: 2

Jurisdiction of Origin		Waste Code	Waste Type	Tons Landfilled	ADC Type	Tons of ADC Used
Month	Company					
<u>SONOMA County</u>						
SANTA ROSA						
4	BIGHAM TAYLOR ROOFING	CCA	CONSTRUCTION & DEMOLITION	6.22	0	0.00
	SANTA ROSA RECYCLING & COLLECTION, INC	BVS	SW-TIMBER/TREATED/OL	41.68	0	0.00
Monthly Total:				47.90		0.00
5	BIGHAM TAYLOR ROOFING	CCA	CONSTRUCTION & DEMOLITION	33.34	0	0.00
	EBA ENGINEERING	BVG	CONTAMINATED SOIL	11.27	0	0.00
	NORTH BAY CORPORATION	BAA	MSW	171.45	0	0.00
	SANTA ROSA RECYCLING & COLLECTION, INC	BVS	SW-TIMBER/TREATED/OL	46.04	0	0.00
		CCA	CONSTRUCTION & DEMOLITION	14.85	0	0.00
Monthly Total:				276.95		0.00
6	NORTH BAY CORPORATION	BAA	MSW	213.81	0	0.00
	SANTA ROSA RECYCLING & COLLECTION, INC	BVS	SW-TIMBER/TREATED/OL	8.26	0	0.00
Monthly Total:				222.07		0.00
SANTA ROSA Total:				546.92		0.00

21-Jul-09

## Keller Canyon Special Waste Loads By Jurisdiction of Origin

Year: 2008 Quarter: 3

Jurisdiction of Origin		Waste Code	Waste Type	Tons Landfilled	ADC Type	Tons of ADC Used
Month	Company					
<u>SONOMA County</u>						
PETALUMA						
7	INTRISTIC TRANSPORTATION INC	BVG	CONTAMINATED SOIL	950.36	0	0.00
Monthly Total:				950.36		0.00
8	GUINN CONSTRUCTION	BVP	SW-TIRE-SHRED/QUART	559.42	0	0.00
Monthly Total:				559.42		0.00
PETALUMA Total:				1,509.78		0.00

21-Jul-09

## Keller Canyon Special Waste Loads By Jurisdiction of Origin

Year: 2008 Quarter: 3

Jurisdiction of Origin		Waste Code	Waste Type	Tons Landfilled	ADC Type	Tons of ADC Used
Month	Company					
<u>SONOMA County</u>						
SANTA ROSA						
7	EBA ENGINEERING	BWU	SW-BENEFICIAL REUSE			00.00
	NORTH BAY CORPORATION	BAA	MSW	74.69		00.00
	SANTA ROSA RECYCLING & COLLECTION, INC	BVS	SW-TIMBER/TREATED/OL	13.54		00.00
Monthly Total:				88.23		0.00
8	ALHAMBRA ENVIRONMENTAL	CCA	CONSTRUCTION & DEMOLITION	8.04		00.00
	JOHN'S EXCAVATING	BVG	CONTAMINATED SOIL	0.90		00.00
	NORTH BAY CORPORATION	BAA	MSW	63.69		00.00
	SANTA ROSA RECYCLING & COLLECTION, INC	BVS	SW-TIMBER/TREATED/OL	87.04		00.00
Monthly Total:				159.67		0.00
9	BIGHAM TAYLOR ROOFING	CCA	CONSTRUCTION & DEMOLITION	4.18		00.00
	NORTH BAY CORPORATION	BAA	MSW	163.44		00.00
	PARADISO MECHANICAL, INC.	BVG	CONTAMINATED SOIL	7.84		00.00
	SANTA ROSA RECYCLING & COLLECTION, INC	BVS	SW-TIMBER/TREATED/OL	22.76		00.00
Monthly Total:				198.22		0.00
SANTA ROSA Total:				446.12		0.00

## Keller Canyon Special Waste Loads By Jurisdiction of Origin

Year: 2008 Quarter: 3

Jurisdiction of Origin		Waste Code	Waste Type	Tons Landfilled	ADC Type	Tons of ADC Used
Month	Company					
<u>SONOMA County</u>						
SEBASTOPOL						
7	EBA ENGINEERING	BVG	CONTAMINATED SOIL	5.47	0	0.00
Monthly Total:				5.47		0.00
SEBASTOPOL Total:				5.47		0.00

21-Jul-09

## Keller Canyon Special Waste Loads By Jurisdiction of Origin

Year: 2008 Quarter: 3

Jurisdiction of Origin		Waste Code	Waste Type	Tons Landfilled	ADC Type	Tons of ADC Used
Month	Company					
<u>SONOMA County</u>						
SONOMA, CITY						
7	EBA ENGINEERING	BVG	CONTAMINATED SOIL	3.07	0	0.00
Monthly Total:				3.07		0.00
SONOMA, CITY Total:				3.07		0.00

## Keller Canyon Special Waste Loads By Jurisdiction of Origin

Year: 2008 Quarter: 4

Jurisdiction of Origin		Waste Code	Waste Type	Tons Landfilled	ADC Type	Tons of ADC Used
Month	Company					
<u>SONOMA County</u>						
SANTA ROSA						
10	BIGHAM TAYLOR ROOFING	CCA	CONSTRUCTION & DEMOLITION	15.48	0	0.00
	INTRISTIC TRANSPORTATION INC	BVG	CONTAMINATED SOIL	14.82	0	0.00
	NORTH BAY CORPORATION	BAA	MSW	195.44	0	0.00
	SANTA ROSA RECYCLING & COLLECTION, INC	BVS	SW-TIMBER/TREATED/OL	29.08	0	0.00
	STERICYCLE	BXG	SW-MEDICAL WASTE	8.70	0	0.00
Monthly Total:				263.52		0.00
11	BIGHAM TAYLOR ROOFING	CCA	CONSTRUCTION & DEMOLITION	2.26	0	0.00
	NORTH BAY CORPORATION	BAA	MSW	104.05	0	0.00
	SANTA ROSA RECYCLING & COLLECTION, INC	BVS	SW-TIMBER/TREATED/OL	41.79	0	0.00
Monthly Total:				148.10		0.00
12	GHILOTTI CONSTRUCTION COMPANY	BWU	SW-BENEFICIAL REUSE		0	0.00
	NORTH BAY CORPORATION	BAA	MSW	56.00	0	0.00
	SANTA ROSA RECYCLING & COLLECTION, INC	BVS	SW-TIMBER/TREATED/OL	17.01	0	0.00
Monthly Total:				73.01		0.00
SANTA ROSA Total:				484.63		0.00

21-Jul-09

## Keller Canyon Special Waste Loads By Jurisdiction of Origin

Year: 2008 Quarter: 4

Jurisdiction of Origin		Waste Code	Waste Type	Tons Landfilled	ADC Type	Tons of ADC Used
Month	Company					
<u>SONOMA County</u>						
SONOMA COUNTY WASTE MGT. AGENCY						
10	BLACK POINT ENVIRONMENTAL	BVG	CONTAMINATED SOIL	301.26	0	0.00
	COUNTY OF SONOMA	BAA	MSW	4,417.89	0	0.00
	MOBILE HOME SERVICE COMPANY	BYB	SW-CONST DEBRIS	6.76	0	0.00
Monthly Total:				4,725.91		0.00
11	COUNTY OF SONOMA	BAA	MSW	3,452.90	0	0.00
	VALLEY WASTE MANAGEMENT	BFA	YARDWASTE		YARDWASTE	8.15
Monthly Total:				3,452.90		8.15
12	COUNTY OF SONOMA	BAA	MSW	4,043.55	0	0.00
Monthly Total:				4,043.55		0.00
SONOMA COUNTY WASTE MGT. AGENCY Total:				12,222.36		8.15

Total : 5,503.34  
Contaminated Soil